

Scaled data based on original data using
LM-79-08 Approved Method: Electrical and Photometric Measurements of Solid-
State Lighting Products

Test Report Prepared for
Cooper Lighting Solutions
(formerly Eaton)

Brand: STREETWORKS

Report Number: P232735

Luminaire Tested: **CST-6-3-D-U-T5-7030**

Issue Date: 3/3/2020

Test Information

Test Method: LM-79-08
Report Number: P232735
TEST IS SCALED FROM IESNA LM-79-08 TEST DATA (G2-1707-171-21)
Test Lab: INNOVATION CENTER(G2)
Issue Date: 3/3/2020
Manufacturer: COOPER LIGHTING SOLUTIONS (FORMERLY EATON)
Product Line: STREETWORKS
Catalog Number: CST-6-3-D-U-T5-7030
Description: CELESTEON HIGH MAST LUMINAIRE
(6) 70 CRI, 3000K LEDS AND TYPE V OPTICS
Light Source: -
Ballast/Driver: ELECTRONIC DRIVER

Summary

Lumens per Lamp: N/A
Luminaire Lumens: 30932 lumens
Efficiency: N/A
Efficacy: 132.2 lumens/watt
Luminous Opening: Circular (Dia: 2.08' x H: 0')
IES Classification: Type V - Short - Non-Cutoff
BUG Rating: B5 - U0 - G5

Input Watts (W): 234
Input Voltage (V): NR
Input Current (Ain): NR
Voltage Rise (V): NR
Power Factor: NR
Total Harmonic Distortion (THDi): NR
Frequency (hertz): 60
Stabilization Time: NR
Operation Time: NR
Ambient Temperature (°C): NR
Test Distance: 28.75 FT

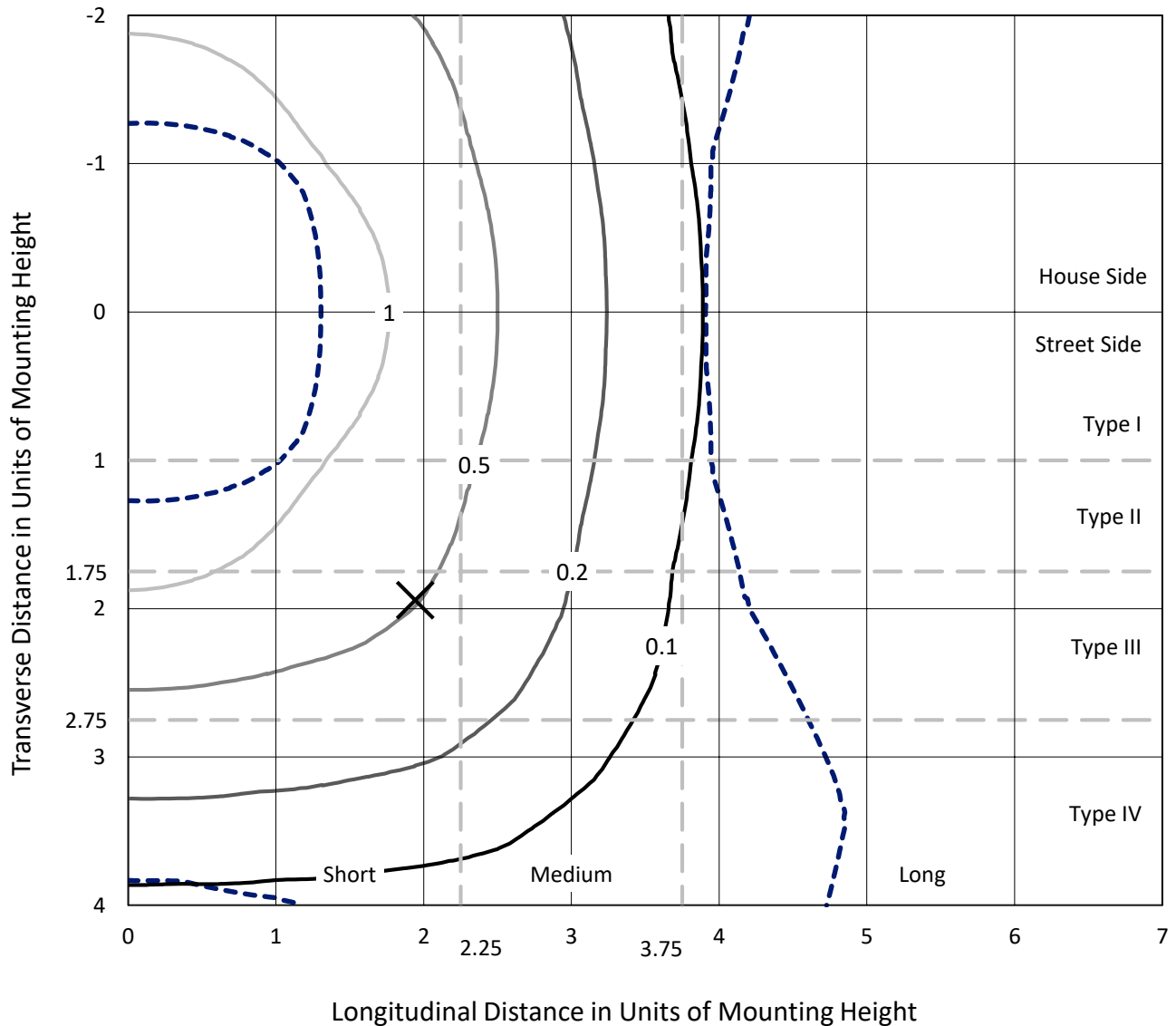


REPORT NUMBER: P232735

CATALOG NUMBER: CST-6-3-D-U-T5-7030

Iso-Footcandle Lines of Horizontal Illumination

× Max cd
 - - - 1/2 Max cd

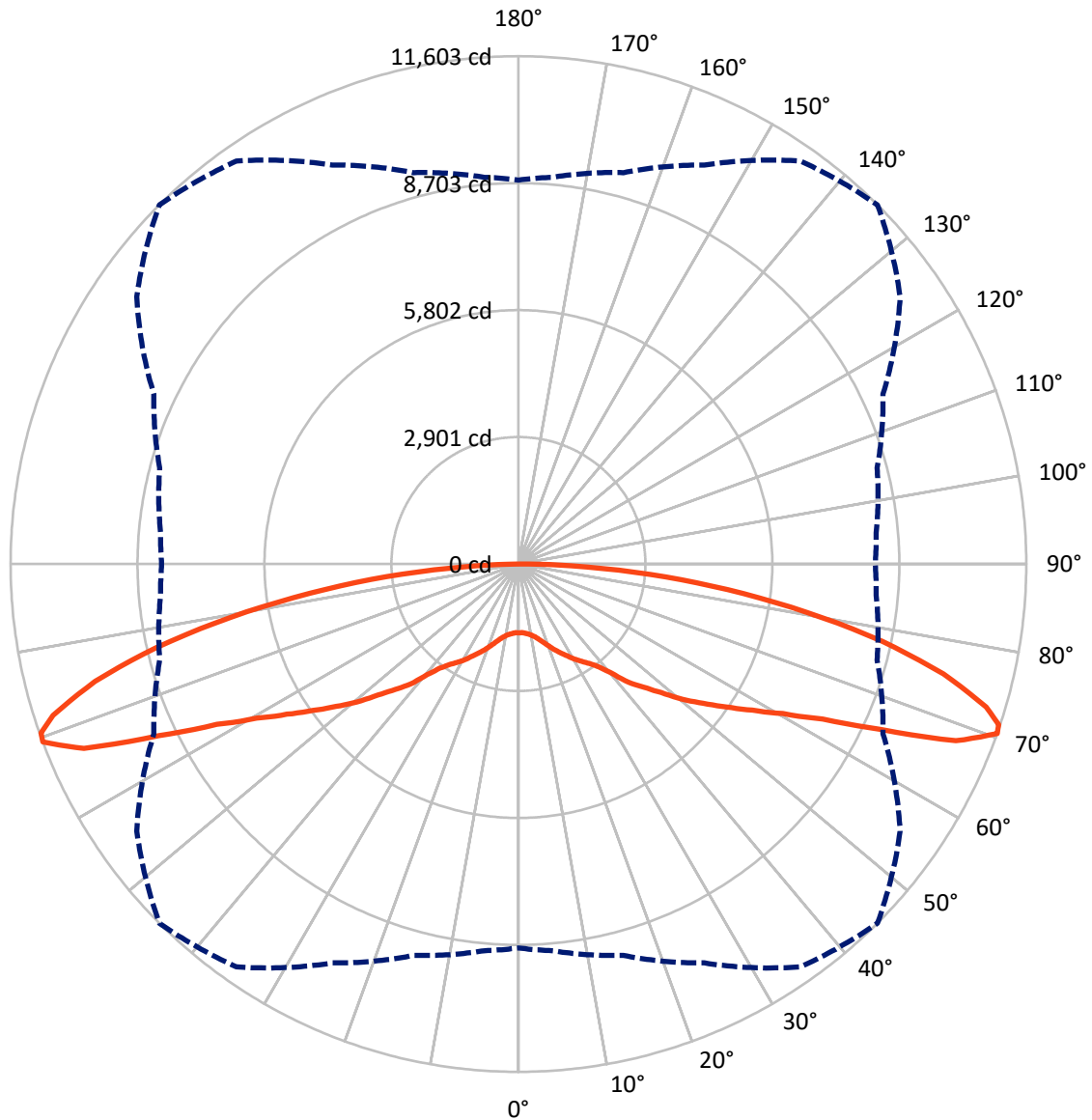


Based on 30 foot mounting height. Maximum calculated value = 1.9 fc
 Type V - Short - Non-Cutoff

REPORT NUMBER: P232735

CATALOG NUMBER: CST-6-3-D-U-T5-7030

Luminous Intensity Polar Plot



— Vertical Plane Through 45-Deg Lateral - - - Horizontal Cone Through 70-Deg Vertical

REPORT NUMBER: P232735

CATALOG NUMBER: CST-6-3-D-U-T5-7030

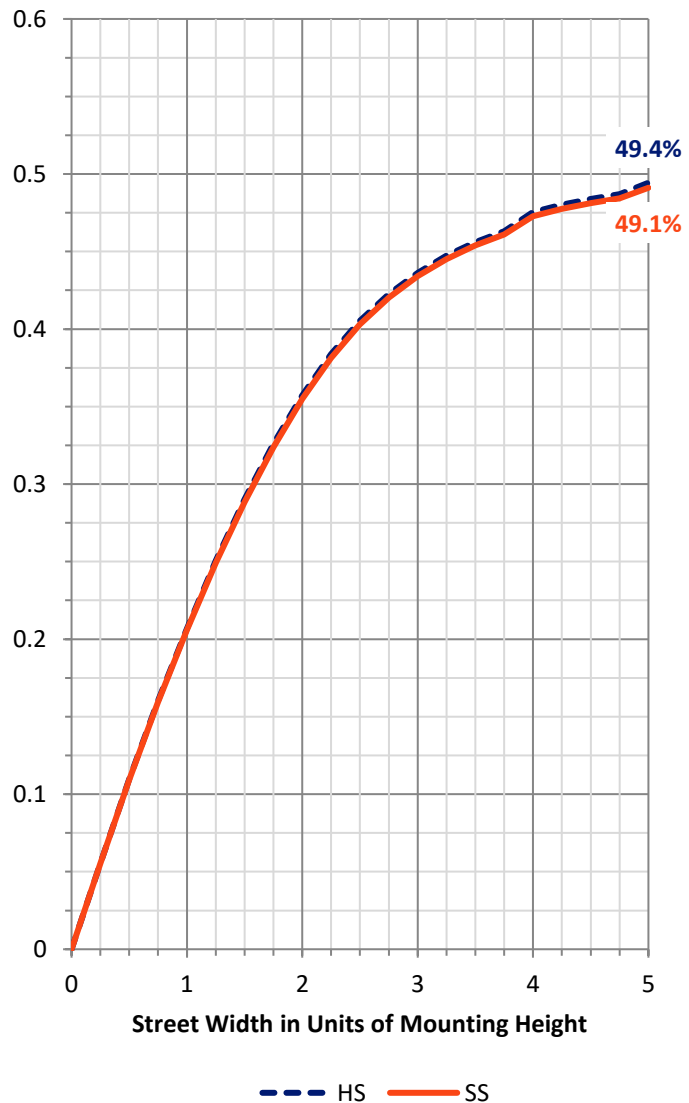
FLUX DISTRIBUTION:

		Downward	Upward	Total
House Side	Lumens	15466.0	0.0	15466.0
	% Fixture	50.0	0.0	50.0
Street Side	Lumens	15466.0	0.0	15466.0
	% Fixture	50.0	0.0	50.0
Total	Lumens	30932.0	0.0	30932.0
	% Fixture	100.0	0.0	100.0

Coefficient of Utilization

ZONAL LUMENS:

Zone	Lumens	% Fixture
0°-10°	154.1	0.5
10°-20°	512.9	1.7
20°-30°	1025.0	3.3
30°-40°	1762.6	5.7
40°-50°	3260.8	10.5
50°-60°	5542.3	17.9
60°-70°	8933.6	28.9
70°-80°	7895.8	25.5
80°-90°	1845.0	6.0
90°-100°	0.0	0.0
100°-110°	0.0	0.0
110°-120°	0.0	0.0
120°-130°	0.0	0.0
130°-140°	0.0	0.0
140°-150°	0.0	0.0
150°-160°	0.0	0.0
160°-170°	0.0	0.0
170°-180°	0.0	0.0
0°-90°	30932.0	100.0
0°-180°	30932.0	100.0



REPORT NUMBER: P232735

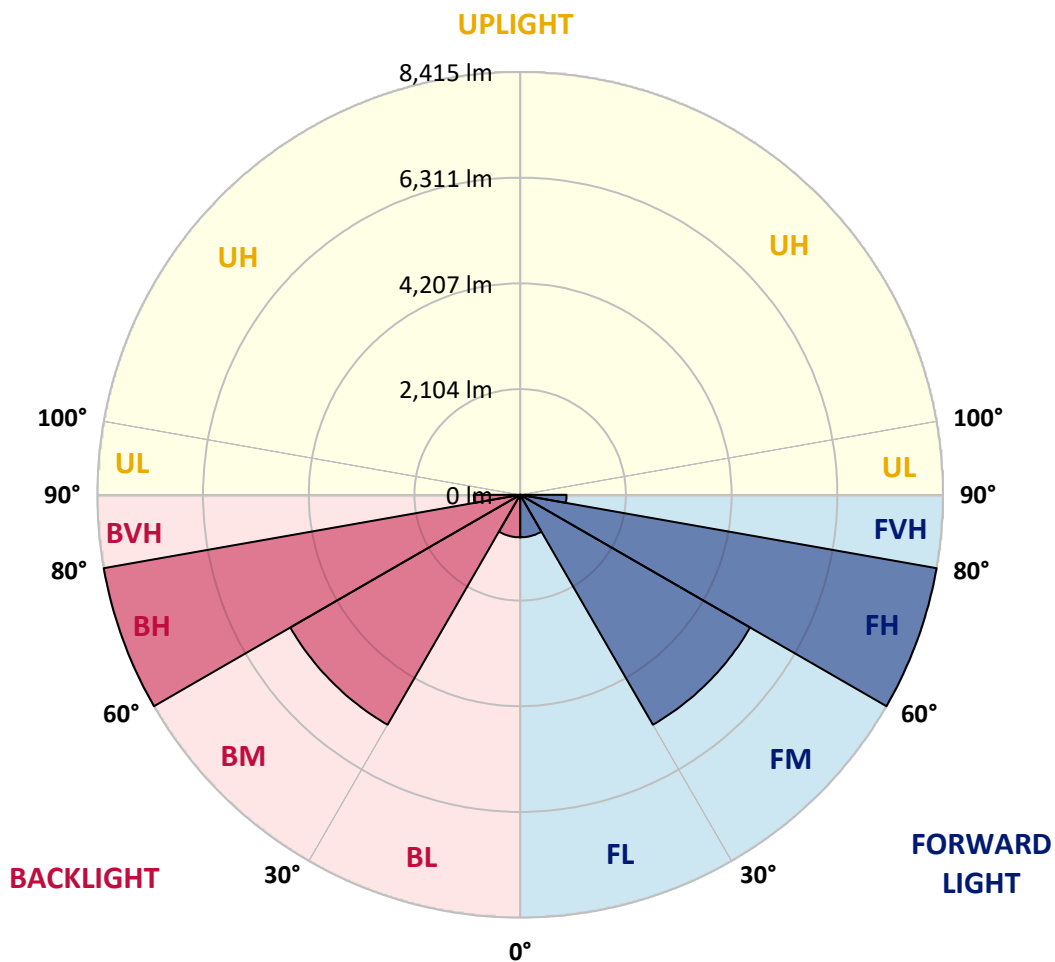
CATALOG NUMBER: CST-6-3-D-U-T5-7030

LUMINAIRE CLASSIFICATION SYSTEM LUMEN TABLE AND BUG RATING:

Zone		Lumens	% Fixture	Zone Rating/Lumen Limit		
				B	U	G
FL	(0°-30°)	846.0	2.7			
FM	(30°-60°)	5282.9	17.1			
FH	(60°-80°)	8414.7	27.2			G4/12000
FVH	(80°-90°)	922.5	3.0			G5
BL	(0°-30°)	846.0	2.7	B2/1000		
BM	(30°-60°)	5282.9	17.1	B4/8500		
BH	(60°-80°)	8414.7	27.2	B5		G4/12000
BVH	(80°-90°)	922.5	3.0			G5
UL	(90°-100°)	0.0	0.0		U0/0	
UH	(100°-180°)	0.0	0.0		U0/0	

BUG Rating: B5-U0-G5

Type V Short





REPORT NUMBER: P232735

CATALOG NUMBER: CST-6-3-D-U-T5-7030

CANDELA DISTRIBUTION (FULL):

	0°	5°	15°	25°	35°	45°	55°	65°	75°	85°	90°
0°	1571.6	1571.6	1571.6	1571.6	1571.6	1571.6	1571.6	1571.6	1571.6	1571.6	1571.6
2.5°	1585.2	1582.3	1583.3	1583.3	1565.7	1569.6	1570.6	1581.3	1581.3	1586.2	1587.2
5°	1600.8	1595.9	1596.9	1600.8	1584.2	1587.2	1587.2	1597.9	1595.9	1601.7	1604.7
7.5°	1628.0	1624.1	1624.1	1628.0	1608.6	1613.4	1610.5	1620.2	1616.3	1619.3	1625.1
10°	1671.8	1670.8	1667.9	1669.9	1648.5	1651.4	1645.5	1656.2	1648.5	1649.4	1660.1
12.5°	1722.4	1721.4	1721.4	1724.4	1705.9	1710.7	1701.0	1704.9	1691.3	1693.2	1702.0
15°	1784.7	1786.6	1788.6	1797.3	1785.7	1790.5	1775.9	1774.0	1758.4	1758.4	1769.1
17.5°	1870.3	1870.3	1871.3	1890.8	1884.0	1891.7	1871.3	1857.7	1842.1	1844.1	1846.0
20°	1977.4	1973.5	1975.4	1998.8	2000.7	2006.6	1974.4	1956.0	1939.4	1940.4	1938.4
22.5°	2091.2	2083.4	2082.5	2114.6	2128.2	2130.1	2085.4	2067.9	2046.5	2049.4	2047.4
25°	2200.2	2192.4	2188.5	2214.8	2250.8	2248.9	2200.2	2174.9	2165.2	2165.2	2167.1
27.5°	2308.2	2298.5	2294.6	2310.2	2366.6	2376.3	2312.1	2289.7	2280.0	2288.8	2292.7
30°	2417.2	2409.4	2407.5	2412.4	2476.6	2519.4	2420.1	2410.4	2409.4	2417.2	2426.0
32.5°	2549.6	2548.6	2540.8	2539.8	2587.5	2649.8	2549.6	2555.4	2571.0	2588.5	2600.2
35°	2719.9	2717.9	2696.5	2706.2	2729.6	2788.0	2730.6	2734.5	2776.3	2802.6	2817.2
37.5°	2946.6	2932.0	2904.7	2905.7	2917.4	2976.8	2954.4	2984.5	3060.4	3109.1	3104.2
40°	3267.7	3244.4	3203.5	3191.8	3189.9	3274.5	3295.9	3364.1	3483.8	3555.8	3550.9
42.5°	3727.0	3702.7	3640.4	3623.9	3630.7	3696.9	3759.1	3867.2	3971.3	4055.0	4050.1
45°	4198.0	4166.9	4066.6	4010.2	3961.5	4012.2	4109.5	4278.8	4403.3	4513.3	4511.4
47.5°	4743.0	4694.3	4573.6	4465.6	4368.3	4386.8	4490.9	4684.6	4835.4	4945.4	4938.6
50°	5334.6	5286.0	5153.6	4991.1	4840.3	4852.9	4903.5	5107.9	5257.7	5364.8	5366.7
52.5°	5967.1	5932.1	5780.3	5565.2	5358.0	5286.9	5319.0	5507.8	5680.1	5781.3	5790.0
55°	6649.3	6615.2	6455.6	6207.5	5923.3	5763.8	5762.8	5952.5	6126.7	6215.3	6228.9
57.5°	7333.4	7314.9	7174.8	6904.2	6546.1	6301.9	6246.4	6444.0	6639.6	6731.0	6749.5
60°	8037.9	8012.6	7895.9	7669.1	7276.0	6941.2	6847.8	7045.4	7266.2	7360.6	7372.3
62.5°	8835.9	8810.6	8721.1	8481.7	8191.7	7804.4	7669.1	7851.1	8055.4	8206.3	8190.7
65°	9633.8	9628.0	9665.9	9557.9	9336.1	9114.2	8847.6	9047.0	9197.9	9183.3	9178.4
67.5°	9506.4	9543.3	9806.1	10180.7	10648.8	10781.1	10165.2	9606.6	9277.7	9086.9	9026.6
70°	8772.6	8868.0	9257.2	10056.2	11236.6	11603.4	10645.9	9190.1	8483.6	8205.3	8151.8
71°	8367.8	8442.7	8891.3	9867.4	11240.4	11571.3	10532.0	8876.8	8158.6	7777.1	7740.2
72.5°	7579.6	7695.4	8190.7	9350.7	10898.9	11177.2	10035.7	8292.9	7540.7	7168.9	7148.5
75°	6059.6	6094.6	6734.0	8051.6	9813.9	10034.8	8908.9	7196.2	6420.6	6166.6	6152.0
77.5°	4276.8	4277.8	4890.9	6276.6	8136.2	8494.3	7715.8	5933.1	5149.7	4830.5	4759.5
80°	2265.4	2357.9	2966.1	4313.8	6094.6	6684.3	6131.6	4486.1	3621.0	3154.8	3089.6
82.5°	1032.5	1098.6	1492.8	2445.4	4008.3	4814.0	4206.8	2912.5	1940.4	1437.3	1395.4
85°	400.9	410.7	616.0	1161.9	2241.1	3019.6	2449.3	1365.3	675.3	412.6	382.4
87.5°	131.4	140.1	200.5	447.6	953.7	1205.7	946.8	410.7	131.4	81.7	78.8
90°	0.0	0.0	0.0	0.0	0.0	0.0	0.0	0.0	0.0	0.0	0.0

(END OF REPORT)